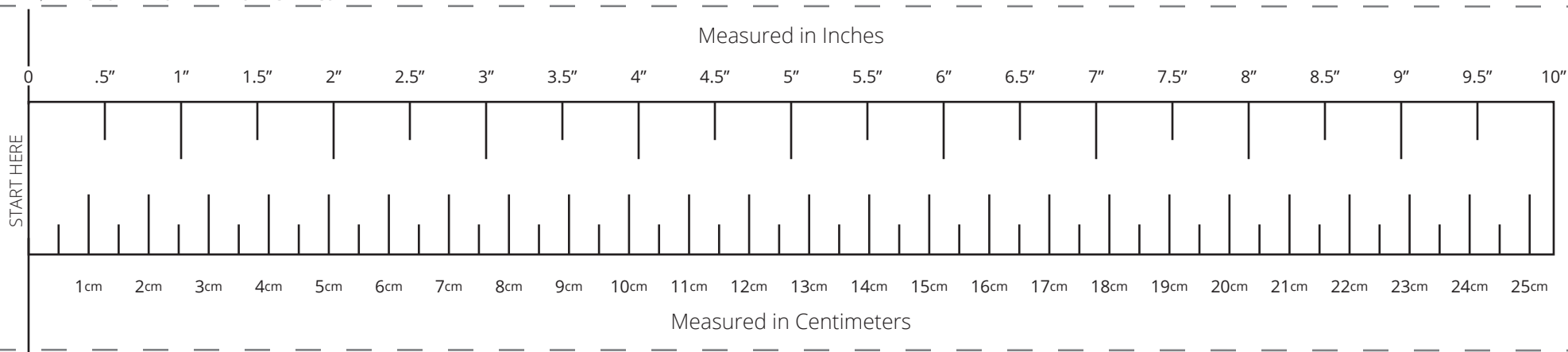




5TH AND ENVY

DETACH ON THE DOTTED LINE FOR BEST MEASUREMENT

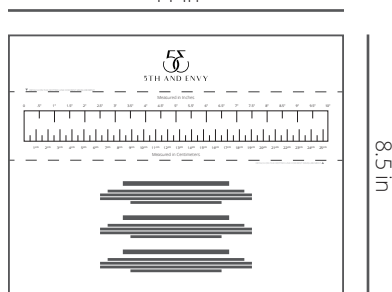


DETACH ON THE DOTTED LINE FOR BEST MEASUREMENT

INSTRUCTIONS

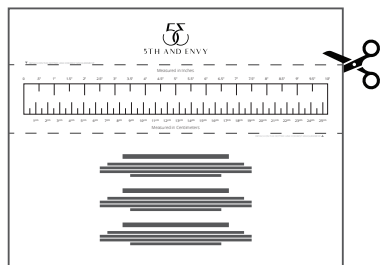
1. PRINT

11 in



Print on US Letter Size Paper in landscape format (11 in x 8.5 in) with a 100% scale. DO NOT SELECT "FIT TO PAGE" WHEN PRINTING. The print out should appear as seen above and the measuring tape should be near the edges on both sides.

2. CUT RULER



Cut along the dotted line and remove the ruler from the sheet of paper.

3. MEASURE AROUND WRIST



Wrap the ruler around your wrist beginning from the "START HERE" point. And note your wrist size in CM or INCHES.

4. MATCH WITH SIZE CHART

SIZE GUIDE		
Measure around your wrist using our Wristband Measuring Tape and then choose your size accordingly.		
SIZE	PERIMETER	CIRCUMFERENCE
S	6.7" - 6.87" in	16.9cm - 17.5cm
SM	6.7" - 6.87" in	16.9cm - 17.5cm
M	6.87" - 6.87" in	17.5cm - 17.5cm
L	7.0" - 7.0" in	17.8cm - 17.8cm
LXL	7.0" - 7.0" in	17.8cm - 17.8cm
XL	7.0" - 7.0" in	17.8cm - 17.8cm

Take the wrist measurement found and match it to the size chart on our site.